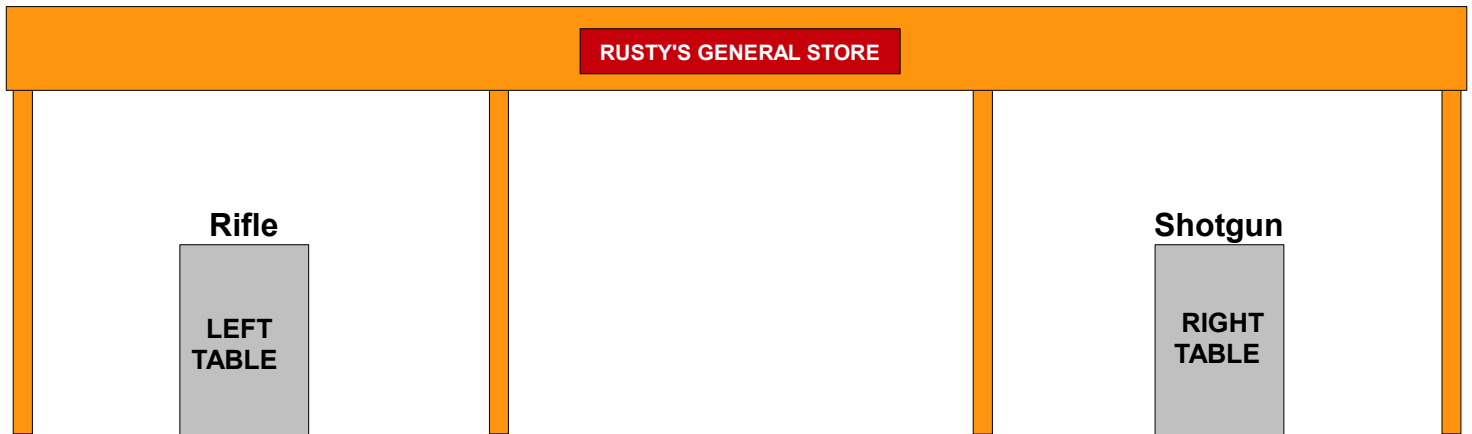
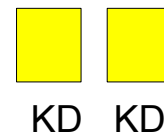
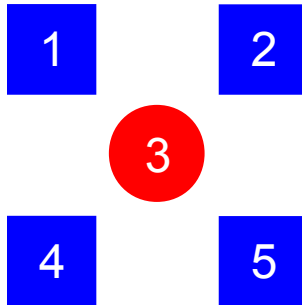
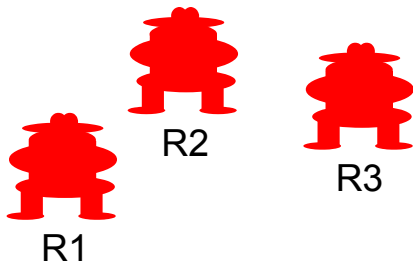


October 2014 Stage 2

THE HAYFIELD FIGHT

Ammo required: 9 Rifle + 3 Reloads 10 or 5 Pistol 2+ Shotgun



START HERE

FINISH HERE

It is August 1, 1867. You are Al Colvin, a civilian hay cutting contractor. Your crew is working around 2-1/2 miles from Fort Smith, Wyoming. You spot some of Red Cloud's band getting ready to attack. You help direct the defense of your party. This was known as the "Hayfield Fight".

Stage Procedure:

Pistols holstered with (5) rounds each, hammer down on an empty chamber. Rifle loaded with (9) rounds, action closed, hammer down on an empty chamber, staged on the table in left bay. Rifle reloads may be staged on table. Shotgun staged open and empty on table in the right bay.

Starting position:

Standing behind the table in the left bay with both hands on your hips.

When the Shooter is ready say the line "**Here they come Boys**".

At the Beep, Retrieve your Rifle and triple tap the Rifle targets from left to right. Reload (3) rounds and sweep the Rifle targets from left to right. Make Rifle safe and re-stage on table. Move to center bay and with your first Pistol shoot a 1-2-3-4-5 sweep. Holster and repeat. Move to left bay. Retrieve your Shotgun and shoot the Knockdowns in any direction until down. Make Shotgun safe and proceed to the unloading table.

Targets required: (8) Cowboys, (2) Knockdowns